

Segment Information

■ Revenues (left scale) ■ Operating income ratio (Adjusted operating income ratio) (right scale) ■ EBIT ratio (right scale)

Information & Telecommunication Systems

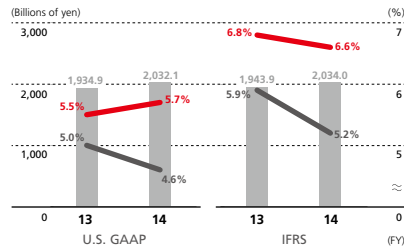


Hitachi Virtual Storage Platform G1000

Main products and services

Systems Integration, Consulting, Cloud Services, Servers, Storage, Software, Telecommunications & Network, ATMs

Revenues and Profit



Share of Revenues

FY2014 (IFRS)

19%

Overseas Revenue Ratio

FY2014 (IFRS)

33%

Power Systems

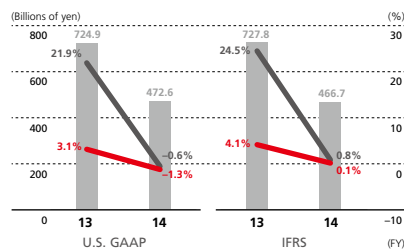


5MW Downwind-type Wind Turbines
Hitachi Wind Power Ltd.
Fukushima wind power station in Kashima

Main products and services

Thermal, Nuclear and Renewable Energy Power Generation Systems, Transmission & Distribution Systems

Revenues and Profit



Share of Revenues

FY2014 (IFRS)

4%

Overseas Revenue Ratio

FY2014 (IFRS)

11%

Social Infrastructure & Industrial Systems

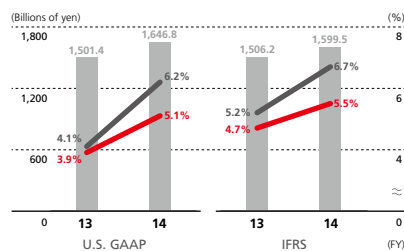


Class800 train for the UK Intercity Express Programme (IEP)

Main products and services

Industrial Machinery and Plants, Elevators, Escalators, Rail Systems

Revenues and Profit



Share of Revenues

FY2014 (IFRS)

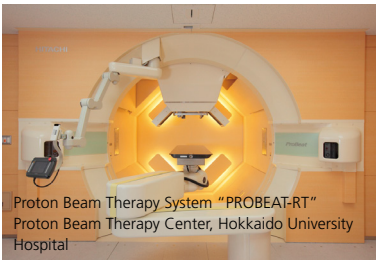
15%

Overseas Revenue Ratio

FY2014 (IFRS)

40%

Electronic Systems & Equipment

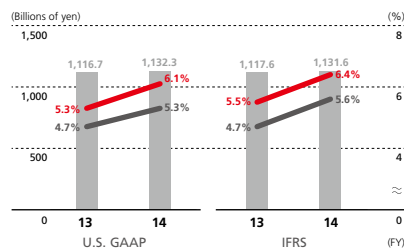


Proton Beam Therapy System "PROBEAT-RT"
Proton Beam Therapy Center, Hokkaido University Hospital

Main products and services

Semiconductor Manufacturing Equipment, Test and Measurement Equipment, Advanced Industrial Products, Medical Electronics Equipment, Power Tools

Revenues and Profit



Share of Revenues

FY2014 (IFRS)

10%

Overseas Revenue Ratio

FY2014 (IFRS)

56%

Construction Machinery

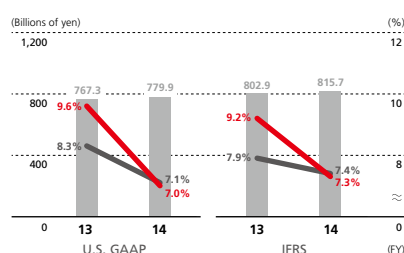


Hitachi Construction Machinery's Ultra Large Hydraulic Excavator and Mining Dump Truck

Main products and services

Hydraulic Excavators, Wheel Loaders, Mining Machinery

Revenues and Profit



Share of Revenues

FY2014 (IFRS)

7%

Overseas Revenue Ratio

FY2014 (IFRS)

73%

■ Revenues (left scale) ■ Operating income ratio (Adjusted operating income ratio) (right scale) ■ EBIT ratio (right scale)

High Functional Materials & Components

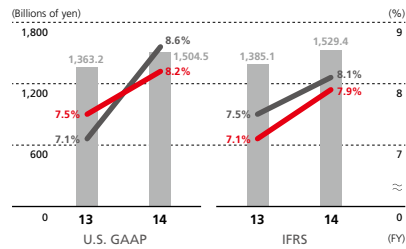


Hitachi Chemical's Molded Plastic Rear Door Modules for Automotive

Main products and services

Semiconductor and Display Related Materials, Circuit Boards and Materials, Automotive Parts (Molded Plastics, etc.), Energy Storage Devices, Specialty Steels, Magnetic Materials and Components, High Grade Casting Components and Materials, Wires and Cables

Revenues and Profit



Share of Revenues

FY2014 (IFRS)


14%

Overseas Revenue Ratio

FY2014 (IFRS)

50%

Automotive Systems

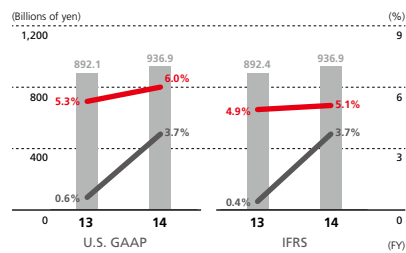


Hitachi Automotive Systems' Inverter

Main products and services

Engine Management Systems, Electric Powertrain Systems, Drive Control Systems, Car Information Systems

Revenues and Profit



Share of Revenues

FY2014 (IFRS)

9%

Overseas Revenue Ratio

FY2014 (IFRS)

52%

Smart Life & Ecofriendly Systems

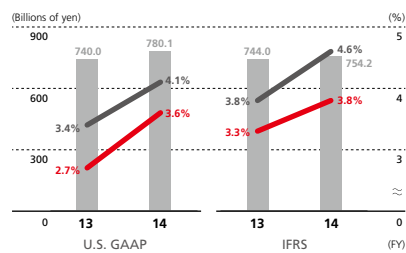


Hitachi Appliances' Large Capacity Refrigerator "Vacuum Compartment" X series

Main products and services

Air-Conditioning Equipment, Room Air Conditioners, Refrigerators, Washing Machines

Revenues and Profit



Share of Revenues

FY2014 (IFRS)

7%

Overseas Revenue Ratio

FY2014 (IFRS)

41%

Others (Logistics and Other services)

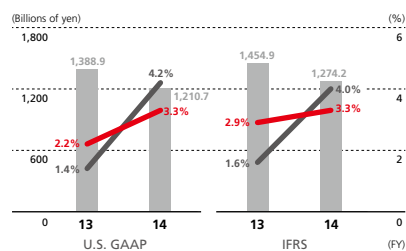


Hitachi Transport System's truck and Metropolitan East Distribution Center

Main products and services

Logistics, Optical Disk Drives, Property Management

Revenues and Profit



Share of Revenues

FY2014 (IFRS)

12%

Overseas Revenue Ratio

FY2014 (IFRS)

30%

Financial Services

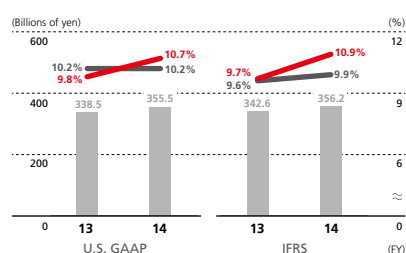


Hitachi Capital's Hitachi Corporate Card

Main products and services

Leasing, Loan Guarantees

Revenues and Profit



Share of Revenues

FY2014 (IFRS)

3%

Overseas Revenue Ratio

FY2014 (IFRS)

38%